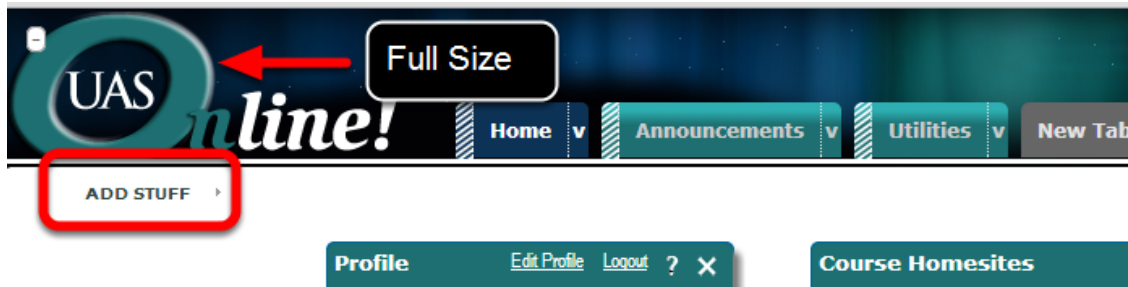


Create a Blackboard Test Course

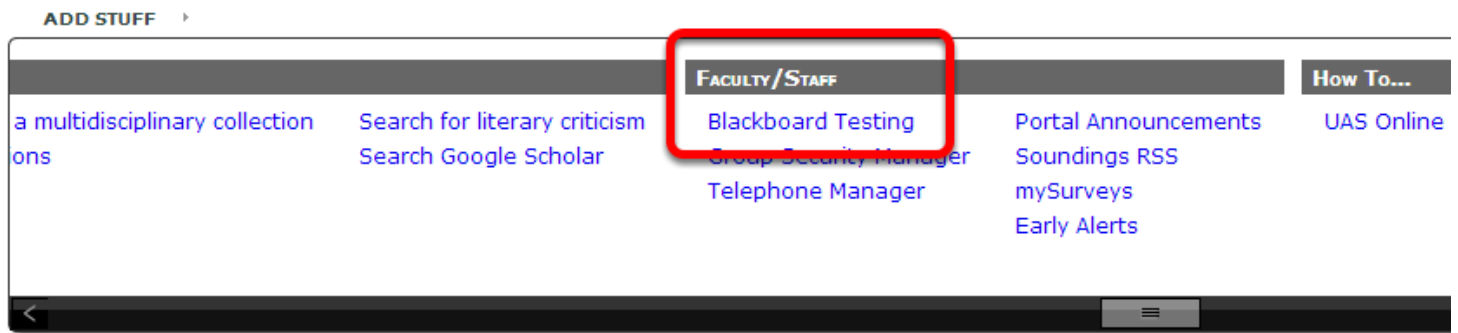
UAS faculty and staff have the ability to create "test" courses in Blackboard. Test courses can be used for experimenting with Blackboard or for developing new courses prior to the normal semester courses being created. They are not used for teaching purposes.

Add Stuff



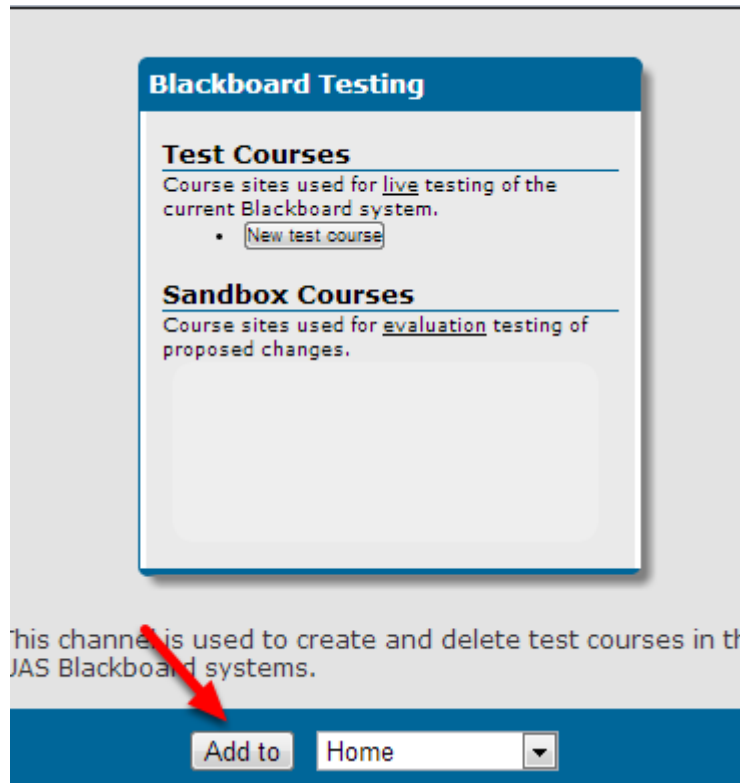
- Go to [UAS Online](#) and login
- Make sure the top banner is displayed full size (showing the UAS Online logo)
- Click on the link **Add Stuff**
- A menu appears

Scroll over to "Faculty/Staff"



Scroll over to the group **"Faculty/Staff"** and click **Blackboard Testing**

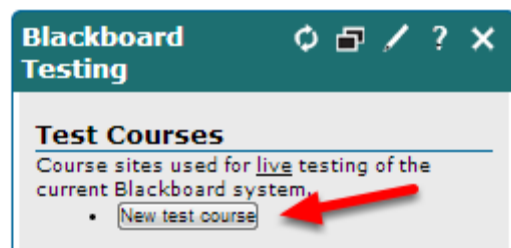
Add the Blackboard Testing to your Home page



What you see is an *image* of what the new channel will look like - click the **"Add to"** button to add it to your home page.

If this is the first new channel you've added it will appear below your Profile on your UAS Online home page

Create and delete test courses



Click the New Test Course button to create test courses. They will be created in the "Test" semester. You can create up to five test courses. Next to each will be a "delete" button. Test courses are in the Test semester are on the same server as regular semester courses and content can be copied to other courses.